



# PROPHECY *Today* UK

## Commenting on *Prophecy Today UK* articles

### Technical Help Guide

Our vision for *Prophecy Today UK* is to build an online community of believers who can talk about our articles and discuss what is going on in the nation and the world from a biblical perspective.

On the *Prophecy Today UK* website, comments can be posted at the base of articles through the Disqus service. Registration with Disqus is required (this is **free**) - read on for our start-up guide.


### Getting Started with Disqus



Follow the steps below to register with Disqus. N.B. You can log in to Disqus using your Facebook, Twitter or Google account – see the final page of this document for details.


**1. Go to any *Prophecy Today UK* article page and scroll down to the comments at the bottom. Click in the 'Name' box, just below the 'Start the discussion' box.**

**Prophecy Today UK Comment Policy**

We welcome relevant, concise and constructive comments. Please use our Contact form for direct questions to the author.





0 Comments   Prophecy Today UK    Login

 Recommend    Share   Sort by Newest



Start the discussion...

LOG IN WITH



OR SIGN UP WITH DISQUS (?)

Name

Be the first to comment.

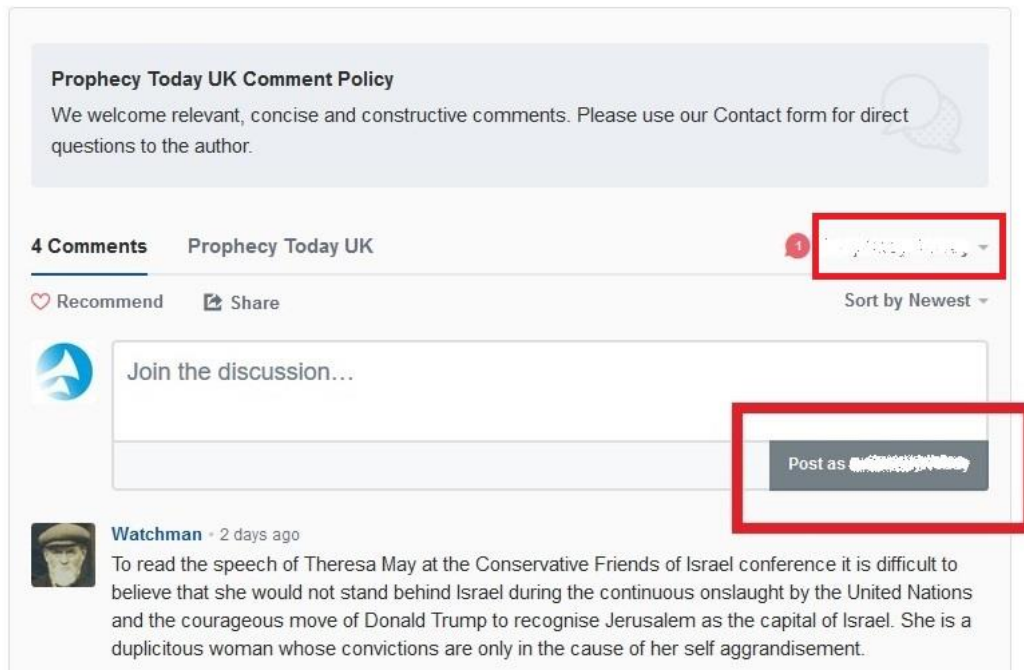
2. Fill out the form which appears and click the grey arrow beneath (this should change colour to a darker grey when the form is filled out).

The screenshot shows the 'Prophecy Today UK Comment Policy' page. At the top, there is a light blue box with the policy text: 'We welcome relevant, concise and constructive comments. Please use our Contact form for direct questions to the author.' Below this, there is a section for '0 Comments' and 'Prophecy Today UK'. There are buttons for 'Recommend' and 'Share', and a 'Sort by Newest' dropdown. A 'Login' button with a red notification badge is also present. Below the login button, there is a 'Start the discussion...' text input field. To the left of this field are social media icons for Disqus, Facebook, Twitter, and Google+. To the right of the social media icons, there is a section for 'OR SIGN UP WITH DISQUS' which includes a form with fields for 'Name', 'Email', and 'Password'. Below these fields are three checkboxes for agreeing to the 'Terms of Service', 'Privacy Policy', and 'Data Sharing Policy'. A red box highlights the entire registration form area. At the bottom right of the form, there is a grey arrow button.

3. A message should appear asking you to verify your email address. A verification email should arrive automatically in your inbox after a few seconds, asking you to click a link. If you do not receive this email, click the link in the message below to receive one.

The screenshot shows the same 'Prophecy Today UK Comment Policy' page as before, but with a dark grey notification box at the top. The notification box contains the text: 'Prophecy Today UK requires you to verify your email address before posting. [Send verification email to](#)'. A red box highlights the notification box. Below the notification box, the 'Start the discussion...' text input field is visible.

**4. Once you have verified your email address, you should automatically be logged in and able to post comments.** When you write in the 'Start a discussion'/'Join the discussion' box, a new button should appear enabling you to comment, reading 'Post as [your username]'. Your username should also appear at the top right-hand corner of the comments box.



**5. If you try to post but the buttons do not read as above, you may need to log in again.** You can do this by clicking the 'log in' button at the top right-hand corner of the comments box, or by clicking the 'D' icon just beneath it. Clicking on the social media icons allows you to log in with your existing Facebook, Twitter or Google account.

